



# Miniature Auto

A publication for and by collectors and builders of model vehicles



NASCAR diorama by Maurice Boyles displayed at  
Otago Branch Kitset Expo 2002



February 2003 Issue 202

Miniature Auto is the bi-monthly newsletter of  
The New Zealand Model Vehicle Club (Inc)

# CLUB DIRECTORY

## NATIONAL EXECUTIVE

|                       |  |
|-----------------------|--|
| <u>PRESIDENT</u>      | Stan Beavon Tennyson St, Rolleston<br>Ph (03) 347 4355 Fax (03) 347 4357                 |
| <u>VICE PRESIDENT</u> | Lee Tracey PO Box 5453 Hamilton<br>Ph (07) 847 7614 Email editor@nzmvc.in-newzealand.com |
| <u>SECRETARY</u>      | Eric Brockie P O Box 1356 Dunedin<br>Ph (03) 488 1048                                    |
| <u>TREASURER</u>      | John Skene 124 Warren Cr, Christchurch<br>Ph (03) 339 0058                               |
| <u>EDITOR</u>         | Lee Tracey PO Box 5453 Hamilton<br>Ph (07) 847 7614 Email editor@nzmvc.in-newzealand.com |

## REGIONAL DELEGATES

|                    |  |
|--------------------|--|
| <u>WELLINGTON</u>  | Ian Cousins. P O Box 12-057 Thorndon Wellington<br>Ph (04) 934 5172                          |
| <u>MARLBOROUGH</u> | Warren Piesse. 19 Hutcheson St Blenheim<br>Ph (03) 578 3683                                  |
| <u>CANTERBURY</u>  | John Skene. 124 Warren Cr, Christchurch<br>Ph (03) 339 0058                                  |
| <u>OTAGO</u>       | Graham Patterson. 103 Musselburgh Rise, Musselburgh<br>Dunedin. Ph (03) 455 0600             |
| <u>SOUTHLAND</u>   | Graeme Robertson 37 Vyner Rd Otatara RD 9 Invercargill<br>Ph (03) 213 1354 Fax (03) 213 1454 |

Please address all correspondence to the Secretary.  
Magazine articles and related correspondence to the Editor.  
Change of address to the Secretary.

## IN THIS ISSUE

|                           |        |
|---------------------------|--------|
| Editorial                 | Page 4 |
| Old Presidents AGM Piece  | 6      |
| Competition               | 6      |
| Branch Report             | 7      |
| Modelling With Maurice    | 9      |
| Farewell                  | 10     |
| New President's Piece     | 12     |
| Photos                    | 13     |
| AGM Competitions          | 14     |
| Model Market              | 16     |
| That's News? That's News! | 18     |



*Contributions to*  
**The Editor**  
**PO Box 5453**  
**Hamilton**  
 Or:  
**editor@nzmvc.in-**  
**newzealand.com**



Club Website: [www.nzmvc.in-newzealand.com](http://www.nzmvc.in-newzealand.com)

The views and opinions expressed in *Miniature Auto* are not necessarily those held by the **NEW ZEALAND MODEL VEHICLE CLUB (Inc)** and the **Executive**, and no responsibility can be accepted for them by the **Club** and/or the **Executive**

# EDITORIAL

This years AGM was held in Christchurch thanks to the Canterbury Branch generously stepping in when Southland had to decline the invitation to host the meeting.

Almost got myself organised this year. Made sure my holidays were booked so that the AGM fell in the middle negating the need for the rushed trips across the ditch that seem have been my lot over the last few years. Nice leisurely trip down to Wellington by car going via Rotorua, Lake Waikerimoana ( definitely not for those in a hurry if travelling from Rotorua) and Napier. Checked out the model shops on the way of course (Motor World in Rotorua and Platform 1 in Napier). Also took the opportunity to check out Dave's Den in Dannevirke. Dave will be familiar to those that attend swapmeets in the North Island (I'm not sure if he crosses the ditch). His Den is where he shows off his collection of over 6500 models covering many Brands and interests. Very well laid and certainly worth a visit if you are ever passing that way. After a day in Wellington it was onto the big white and blue bird, at the second attempt –don't ask, and off to Christchurch. Arrived late Friday night and just had time to find some cheap accommodation and ring the organisers for info on Saturdays Program before heading to bed.

Saturday morning walked to Donnithorne Simms in St Asaphs St to start the tour of the Model Shops. Met up with several members there was impressed with Donnithorne's range of 1:18 models and their prices. Not my scale though so the wallet escaped from there in one piece. The next shop visited was Acorn Models at 57 Manchester St. Walked out with just the one model from the specials bin, but with an order placed for three others when they come in. From there it was off to Iron Horse Hobbies further down Manchester St. Not a lot to report from there. The final shop for the morning was Fazzaz in Lichfield St. As ever a shop that causes much time to disappear looking at their displays of models both for sale and on display only as well as plenty of memorabilia and 1:1 cars for sale. Did not escape from there with a couple of models (Minichamps Countach LP400 and Brumm Alfa 33TT12).

After lunch we made our way out to Sefton Models otherwise known as Carvilles residence. Apparently the AGM served as a spur for Carville to get his models out and on display after a period of several years. Well worth the effort too Carville! Also included was a tour of the property with a history of the work done so far and that which is planned, all told in Carvilles inimitable style. Then time to look over Carville's sale tables where I finally picked up the Diapet 198 that was

too dear when Carville tried to sell it to me at the Wellington AGM when I first joined the club 10 or 11 years ago. This year it was a positive bargain, as was the Politoys Lamborghini Espada I also bought.

From Carville's it was back to Christchurch for a look at Peter Haacks very eclectic collection which showed a wide range of collecting interests on Peter's part. I also enjoyed looking at some of the old racing photos on the walls. After that it was out to the Beavon residence at Rolleston for a look at their small but immaculate collection. From there it was on to Robbies for the Meal. A group of 10 enjoyed a nice meal, even if it wasn't quite the meal they ordered in some cases. To round the evening off Carville had organised a little quiz for everyone with a prize for the winner. It was interesting to see how much fun all these Adult Collectors got from the Warehouse toy car that John Skene won with his knowledge of different car models.

Sunday dawned a typical Canterbury Summer scorcher as we all assembled at the Air New Zealand Engineering Cafeteria that was the venue for the AGM and Competitions. The meeting got under way at 10.30 on the dot with 11 members in attendance. The remits were passed fairly quickly with the 1<sup>st</sup> and 4<sup>th</sup> being defeated, the 2<sup>nd</sup> & 3<sup>rd</sup> being withdrawn and the rest being passed. The club officers were all elected unopposed with the Vice President having to be nominated from the floor. The new Executive is listed at page 2. After a short lunch break it was into the competition judging the results of which are printed later in the magazine. After the meeting was all over and things cleaned up John Skene took those of us left for a tour of his part of the workshops. After visiting the RR Dart engine line we eventually made our way to the wheel and tyre (and brake) bay that is John's domain. After a very interesting talk from John and a chance look up close and personal at the brake, wheel and tyre assemblies for the aircraft flown on the Air NZ domestic fleet it was over to the terminal for Ian and me where our return flight to Wellington gave us cause to be thankful for the good work done by John and his team as the pilot gave the brakes a real workout on landing.

And so after an overnight stay at the Cousins house back up SH 1 to Hamilton.

The overall highlight of the trip though had nothing to do with the club but instead involved 10 minutes spent at the window of Archibalds Subaru showroom in Tuam St, gazing at \$585,000 worth of Lamborghini Mucielago. What an beautiful car. Better bump the Autoart green version up the To Buy list.

*Lee Tracey*

# OLD PRESIDENTS AGM

Welcome to you all

With a few notable exceptions the feeling within the club seems to be that all is going well. Despite that there is very little for the president to report, and even less that is positive.

Most Branches recorded slight increases in membership, not that this appears to have helped their activity levels much. Once again Otago was the only Branch who had an active program over the entire year.

The problems seem to be the same ones we have had for a number of years. Unfortunately so are the solutions, which lie in the hands of the Branches themselves. I will therefore end by wishing all Branches the best in their efforts at displaying to the public and gaining new members over the new year.

*Lee Tracey*

*As a postscript to the above address presented to the AGM I am heartened by the very positive attitudes displayed by the new President and also By John Skene the Canterbury Delegate. I hope all members get behind them in their endeavours over the next 12 months.*

## COMPETITION

Just a reminder to the kit builders amongst us that Tamiyacon 2003 is being held in Wellington on the weekend of 29/30 March. Well worth entering just for the goodies bag given to each entrant. The Big prize is of course a trip to Tamiya headquarters in Shizuoka Japan. Apparently the best organised model show in NZ it is worth going to just for a look.

Anyone thinking of entering should see their local Tamiya stockist for further details.

*Lee Tracey*

# BRANCH REPORT

## OTAGO

### Swapmeet 2002

This was held over the weekend of November 23/24 and was a great weekend except for the poor turnout of Otago Branch members. It was again great to see Robin Austin down from Alexandra and Stan & Vanessa Beavon all the way from Christchurch. Stan and Vanessa came because they enjoyed the weekend so much last year.

The weekend started off with the members displaying their entries into the competitions and then they had some free time until 1pm. At 1pm we travelled to see a non-members collection of scratchbuilt sailing ships and a table about five feet in diameter which has to be seen to be believed. The sailing ships, which totalled about 15, each took about two years to build and they were all first class models.

The table was unbelievable and very difficult to express in words just how good it was. The table top was inlaid, not with veneer but with various types and colours of wood which was all 3/8ths of an inch thick. The table was a seven year project and the inlaid top included 8 sailing ships with every piece of detail you could imagine on each one of them. In the centre of the table was the wheel with various pieces of inlaid work. The edge of the table had an anchor running around the full outer circle and this alone had 200 individual pieces of inlaid work. The outside edges of the table saw two ropes also carved out of wood running around the full edge of the table.

Joins in the sails were represented by 1mm veneer. I queried the dots on sections of the decking and these were actually drilled out holes and fine pieces of wood inserted into the holes. I would have no idea how many pieces of wood were included into the tabletop alone but I am sure it would be many thousands of pieces. Even the legs under the table were a masterpiece and the four curved legs were made from the same tree, which had curved branches in the first place.

There were also a number of ships in bottles that had been built and a demonstration was given as to how to go about building them and getting them into a bottle. As if this was not enough the builder over the years in his spare time built several boats in his back yard. Some of these boats were up to 40 ft, one of

which his son still operates on the harbour.


Next on the weekend activities was a visit to Michael Henry to view his collection of a variety of models but which does include many cranes and earthmoving models. Next port of call was to Shayne Spicers to view his collection of a variety of 1:18<sup>th</sup> scale cars.

Sunday morning saw us visit the Maritime Hall at Otago Museum and be taken on a guided tour of the models displayed there. This collection is the largest collection of shipping models in New Zealand and the detailed information that was given to us by two members of the Maritime Society was very informative and certainly worth the visit to have the various models explained to us.

From there it was back to Caversham school for a workshop on the construction of dioramas by Maurice Boyles followed by a bbq lunch and the competitions prize giving.

A great weekend enjoyed by the 10 members who attended.

*Eric Brockie*



*Another view of Maurices Nascar Diorama*

# MODELLING WITH MAU-

## **Doin' the Monster Mash**

Here's a recipe for kitbashing – literally!

Ingredients:

2 model kits 1:24 or 1:25 scale

2 battery powered monster vehicles, motorised 4WD, front steering full independent suspension.

Several incomplete cars.

Using the motorised monster vehicles, swap bodies with, in this case, one '55 Chev Pick Up and one Monogram '55 Ford Panel Truck.

Working driving lights were also incorporated, mounted on a roll bar on the original Monster pickup body. However they would be vulnerable in that position to damage with my sort of driving. So I repositioned them as headlights in each of the kit bodies. The headlights glow when the power is on.

Once final fitting of the kits to the chassis units were completed, the Chev body was painted dark blue with white trim, while the Ford panel was left in it's body colour of red. Some paint detail was added around windows etc. A full driver sits behind the steering wheel ready for action. Each model has a full front crash bar secured by screws. At the rear a small on/off switch operates the vehicles. Two 'C' cell batteries power the motors. One speed drives the vehicles at a nice steady pace.

The Chev has a semi detailed motor in the engine bay. The hood is secured by small strip magnets. Tyres are soft rubber with correct tread detail. They leave nice footprints in sand. The testing ground for the Chevy (the first monster conversion) was on the beach. It performed well climbing out of deep ruts and climbing over kelp and driftwood obstacles. Rarely did it roll over. An aluminium roll bar has been fitted to the rear of the cab, high enough to protect paintwork. The deck is covered with a plastic tonneau cover connected to the removable tailgate. This allows access to the screws holding the body to the chassis.

Some time later I got to thinking how I could set up a few cars to crush with the monster trucks. I needed to replicate cars that have their roofs collapse under the weight of a monster truck driving over them. After some experimentation I

settled for replacing the car roofs with copper sheet. With the plastic roofs removed from the cars new patterns were transferred to the sheet copper. However the narrow corner posts were weak so I overcame that by gluing copper wire inside each corner post to strengthen them.

Before one begins a crush run the copper roofs, painted to match the body colour, are gently fitted to their respective car bodies. When the monster truck drives each car the roof now collapses and remains so until the next run, when one removes the flattened roof, reshapes it and replaces back onto the car to be crushed again and again.

The project is very successful and has now been shown at a public display for the first time during a recent Otago Branch kitset display. For that display I laid out a cardboard base on tables. At one end a small pile of dry sand where each monster truck started. Leaving the sand it then crossed over a small hump then down over four cars laid side by side. After several runs the sand was brushed over with a hearth broom to alter the mound and contain it.

*Maurice Boyles*



# FAREWELL

Just a few days before Christmas 2002 the club lost one of its most ardent supporters. Dorothy Brockie has been supporter and 'behind the scenes' worker for as long as the club has existed. The illness that has dogged Dorothy in her final months in no way prevented her participation in as many club events as possible. She will be particularly missed in her home Otago region. Always Cheerful – Always Working – Always Helping.

I always equated Dorothy with the indispensable 'Camp Mother'. Her specialty was always catering for club members and their hobby. Smokes and lunches were always provided by Dorothy (with plenty of help from Eric). In the early days, club nights and meetings were always held at the Brockie residence. Dorothy was always the perfect hostess, even cooking a batch of Vanilla Squares specially for a meeting night. (Actually, Eric ate half of one batch and Alan race the rest!!).

I met Dorothy for the first time at the Brockie Residence approx. 35 – 40 years ago, and still carry that first impression to this day. Very young, very beautiful, very poised, she was at that time quite involved in modelling, (*as in was a model – Ed*) and could certainly have made a professional career in this field.

The Brockie couple has always been a 'unit'. Both have supported and encouraged the other in all aspects of their life together. Their children (now adults), Howard and Denise, are the credit to their parents that we all hope for. And now I can attest that the grandchildren are in the same mould. In short a family of which Dorothy was justifiably proud. The greatest legacy a parent can leave.

Dorothy was deeply involved in affairs other than family and model cars. For many years she was a valued member of the Dunedin based Plunket Society. This was more than a job to Dorothy and the Society paid tribute at a very well attended Funeral Service. For something like 21 years Dorothy was known as the 'Avon Lady'. She was a great friend and confidant to most of her many clients. As an aside to the 'Eric & Dorothy' unit –Eric left Dorothy's bedside in the final days only to attend to her Avon business!

This devoted couple were also very deeply involved in such projects as the Dunedin Regent theatre, and the Seacliff Transport & Technology Collection.

As a club member Dorothy was never fully appreciated. This was simply because she was, in the main, a behind the scenes worker who never sought the limelight.

We miss you Dorothy.

To Eric, Howard, Denise and your respective families, we offer our sincere sympathy. All of us are the better for having known Dorothy Brockie.

*Norman Masters*

## NEW PRESIDENT'S PIECE

It was with great sadness that we learnt that Dorothy Brockie passed away on the 15<sup>th</sup> December 2002.

Over many years Dorothy contributed and helped Eric with the day to day running of our club. In recent years Dorothy produced address labels, membership lists, and laminated membership cards on her computer. Dorothy was a great lady who will be missed by us all.

The 34<sup>th</sup> Annual General meeting has been and gone and we are already well into 2003. I must say that it was disappointing to see only just enough members to form a quorum attend the Annual General Meeting and only sufficient members standing to fill the positions, therefore no postal voting took place. Are our members losing interest or are they quite content to leave it to the same old few.

In my new role I hope to crank up the wheels and encourage Branches to see some reasonable growth in membership during 2003 and beyond. We have to take some new initiatives to make our club attractive to new members. Some ideas were discussed at the Annual General meeting, but solutions have to be worked towards.

Hopefully Father Christmas was thoughtful and dropped off some new models for you at Christmas time. My collection was not missed and with the model shop tour during the Annual General meeting I am running out of shelf space to display models fast.

Happy Modelling

*Stan*



Top: Code 3 12747 American La France Mid Mount Tower Ladder Indianapolis  
 Centre: SunStar 2502 Checker Cab Chicago Cabs  
 Bottom: Sun Star 4100 Deluxe Tudor State Limousine of Emperor Puyi the last  
 Emperor of China



# AGM COMPETITIONS

CLASS 1 First Presidents Trophy  
Warren Piesse

CLASS 2 Dinky Diorama Award  
No Entries

CLASS 3 Chequered Flag award  
No Entries

CLASS 4 Best Commercial Trophy  
Warren Piesse

CLASS 5 Best 1:43<sup>rd</sup> Scale White Metal Kit  
John Skene

CLASS 6 Best Motorcycle  
No Entries

CLASS 7 Best Military Vehicle  
John Skene

CLASS 8 Classic Cup  
No Entries

CLASS 9 Under 16 Trophy  
No Entries

CLASS 10 AGM 1:25<sup>th</sup> Scale Trophy  
No Entries

CLASS 11 Street Machine Trophy  
No Entries

CLASS 12 45/55 Trophy  
John Skene

CLASS 13 Dinkum & Shunt Diorama Award  
John Skene

CLASS 14 10<sup>th</sup> Anniversary Trophy  
No Entries

CLASS 15 Competition Trophy  
Warren Piesse

CLASS 16 Titan Plant Services Ltd – Construction Vehicle trophy  
Warren Piesse

CLASS 17 Southwards Vintage Trophy  
No Entries

CLASS 18 Todd Motors Trophy  
Ian Cousins

CLASS 19 Champion of Champions  
Peter Haack

CLASS 20 Best Commercial Kitset 2  
No Entries

CLASS 21 Best Kitset Fire Appliance  
Warren Piesse

CLASS 22 Ballantynes Trophy  
No Entries

CLASS 23 Ships Trophy  
No Entries

CLASS 24 Aircraft Trophy  
John Skene

CLASS 25 Restored Diecast Trophy  
No Entries

CLASS 26 Best Diecast Fire Engine  
Peter Haack

CLASS 27 Diecast Trophy  
Peter Haack

CLASS 28 Vintage or Veteran Trophy  
John Henderson

CLASS 29 Autoway Under 16 Trophy  
No Entries

CLASS 30 Clyde Wright Memorial Trophy  
Ian Cousins

CLASS 31 Smaller Diecast Trophy  
Peter Haack

CLASS 32 Pre Painted Kitsets  
John Skene

Overall I would have to say a very disappointing number of entries reflecting the poor turnout of members attending the AGM.

Class 19 Winner was Peter Haack's 1:18 Autoart Jaguar XJ13



*Another one to the crusher. AMT '55 Chev Monster Truck Hi Fifty Five*

# MODEL MARKET

## WANTED

Photographs of cars with modeling related number plates. For use on website and in magazine. Already have 'FUNHO1' vehicle. Please send to Ian Cousins, PO Box 12057, Thorndon PO, Wellington or email [nzmvc@nzmvc.in-newzealand.com](mailto:nzmvc@nzmvc.in-newzealand.com) THANKS!!

## FOR SALE

NASCAR CLEAROUT \$25 ea \$\$neg on more than one!! All 1:43 Diecast  
Hot Wheels Racing #26 Cheerios 1999 Johnny Benson Mint in N/Mint box  
Hot Wheels Pro Racing #16 Primestar 1998? Ted Musgrave Mint/Fair Box  
Winners Circle #24 Jeff Gordon 1998 Champion Mint on near mint card  
Winners Circle #3 Dale Earnhardt Jr Speedweeks 99 AC Delco MONMC  
Winners Circle #3 Dale Earnhardt Jr AC Delco MONMC

Contact The Editor (And help pay my AGM expenses)



*Maurice Boyles Monogram '55 Ford F100 Panel Van doin' the Monster Mash*

# THAT'S NEW? THAT'S NEWS!

## **REVELL AG** Plastic Kits Germany (scale)

|                                    |   |
|------------------------------------|---|
| 4011 Sikorsky Ch-53G camo (144) av | 4201 Airbus A320 Thomas Cook/Swiss (144)  |
| 4213 Learjet 35A (48) av           | 4337 Convair B-58 Hustler USAF (48) av    |
| 7354 Corvette C5-R LM 01 (25) av   | 7504 DLK 23-12 Mercedes Benz Fire (24) av |

## **REVELL AG** Diecast Germany (scale)

|                                       |  |
|---------------------------------------|--|
| 8430 '67 Opel Kadett LS Coupe (18) av | 8433 MGA Roadster H/T (18) 3               |
| 8443 MGA Roadster H/T RHD (18) 3      | 8446 '67 Opel Olympia A Coupe (18) av      |
| 8447 MGA Roadster Open RHD (18) 3     | 8890 Peterbilt Showtruck 'Hasseroder' (24) |
| 528405 Renault Clio V6 (18) 2         | 28406 Renault Clio Trophy 2000 (18) 2      |

## **ZVEZDA** Plastic Kits Made/Distributed by Italeri January Releases

|                                    |                          |
|------------------------------------|--------------------------|
| 3507ZS BT-5 Soviet Light Tank (35) | 3556ZS BTR-70 (35)       |
| 7241ZS Sukhoi SU-37 (72)           | 7242Zs Sukhoi SU-30 (72) |

## **DRAGON** Plastic Kits 1:35 Made/Distributed by Italeri January Releases

|                            |                           |
|----------------------------|---------------------------|
| 6165D SD.KFZ. 164 Hornisse | 6168D Panther A Late Type |
|----------------------------|---------------------------|

## **ITALERI** Plastic Kits Italy January Releases

|                         |                                |
|-------------------------|--------------------------------|
| 2990S F-16 Cockpit (12) | 7008S T34/76 Russian Tank (72) |
| 7009S SD. KFZ. 251 (72) |                                |

## **HASEGAWA** Plastic Kits Japan 1<sup>st</sup> Quarter Releases

|                                 |                         |
|---------------------------------|-------------------------|
| HC12 Toyota Celica 1600 GT (24) | PT25 F-8E Crusader (48) |
|---------------------------------|-------------------------|

## **TRAX** Diecast 1:43 Australia

|                                |                                    |
|--------------------------------|------------------------------------|
| TR42/B/C Leyland P76 3 colours | TRL5C VH Charger Bathurst '71 (24) |
|--------------------------------|------------------------------------|

## **SUN STAR** Diecast 1:18 China Update

|                                       |   |
|---------------------------------------|---|
| Aston Martin DB5 4 colours            | '98 Taxi TX1 Black                            |
| '77 Mercedes 350SL H/T 3 colours      | '77 Mercedes 350SL Open 3 colours             |
| '98 Porsche 911 Carrera 4 colours     | '99 Porsche 911 GT3 3 colours                 |
| Porsche 911 GT3 'Supercup' 3 versions | Porsche 911 GT3R 4 versions                   |
| '81 Delorean Coupe 3 versions         | '78 Volkswagen Golf Cabrio 4 colours          |
| '70 Triumph Spitfire MkIV Open 5 cols | '70 Triumph Spitfire MkIV Closed Conv. 3 cols |
| '39 Horch 855 Special Open 4 cols     | '57 Facel Vega HK500 3 colours                |
| '58 Mercedes 220SE Open Conv. 3 cols  | '58 Mercedes 220SE H/T 3 colours              |
| 2001 Mercedes Benz E320 5 versions    | Triumph GT6 Mk3 3 colours                     |
| '55 Jaguar XK140 Open Conv. 3 colours | '55 Jaguar XK140 Closed Conv. 3 colours       |
| '66 Mercedes 600 Landaulet 3 colours  | '66 Mercedes 600 Pullman 3 colours            |

|  |   |
|--|---|
| '25 Model T Runabout 2 versions (24)   | '25 Model t Pick Up 2 versions (24)         |
| 2000 Lincoln Limousine 8 colours       | '65 Ford F100 Pick Up 3 colours             |
| '57 Ford Fairlane Open Conv. 3 colours | '65 Chevrolet C-10 Styleside 3 colours      |
| '65 Chevrolet C-10 Stepside 3 colours  | '65 Chevrolet C-10 Stepside Lowrider 3 cols |
| '63 Ford Galaxie 500 Open Conv. 3 cols | '63 Ford Galaxie 500 Hard Top 3 colours     |
| '64 Ford Galaxie Open Conv. 3 colours  | '64 Ford Galaxie 500 Hard Top 3 colours     |
| '63 Chevrolet Corvair Coupe 3 colours  | '53 Chevrolet Bel Air H/T Coupe 3 colours   |
| '67 Mercury Cougar 3 colours           | '68 Mercury Cougar 3 colours                |
| '65 Pontiac GTO 3 colours              | '65 Pontiac GTO 'Tiger' 3 colours           |
| '65 Pontiac GTO 'Jolly Green Giant'    | '64 Pontiac GTO 3 colours                   |
| '82 Chevrolet Camaro 5 Versions        | '98 Mitsubishi Montero LWB 3 colours        |
| 2000 Chev Monte Carlo 3 colours        | Chev Monte Carlo Pace Car 4 versions        |
| '61 Chev Impala Sport Coupe 3 colours  | '61 Chev Impala Open Conv. 3 colours        |
| '81 Checker Cab 4 versions             | Spirit of America Sonic 1 LSR               |
| '63 Spirit of America LSR              | '99 Spirit of America LSR                   |
| '54 Chevrolet Bel Air H/T 3 colours    | '54 Chevrolet Bel Air Open Conv. 3 colours  |
| '71 Ford Mustang Mach1 3 colours       | '98 Mitsubishi Pajero LWB 3.5 V6 5 colours  |
| '72 Datsun 240Z 3 colours              | State Limousine of Puyi Emporor of China    |

#### **MINICHAMPS Diecast 1:18 Germany Selected 1st Half Releases**

|                                     |   |
|-------------------------------------|---|
| 530031805 McLaren MP4/17D Coulthard | 530031806 McLaren MP4/17D Raikkonen Oz03  |
| PG752930 BMW CSL 3.5 Stuck DRM75    | PG802990 BMW M1 Procar Pooh Jeans P/Car80 |
| PG039000 Mercedes 300SL Gullwing    | PG089071 '70 Ford Capri RS Red/Black      |
| PG120902 '70 Alfa Guilia 1600 Super | PG136001 '89 London Taxi                  |

#### **MINICHAMPS Diecast 1:6 Germany 1st Half Releases**

|                                   |                                       |
|-----------------------------------|---------------------------------------|
| PG011200 Ducati Undecorated Race  | PG011203 Ducati 996 UK SBC01 Reynolds |
| PG011221 Ducati 996 SBK01 Bayliss | PG021255 Ducati 996R SBK02 Bostrom    |

Recommended UK retail on the above is £70

#### **MINICHAMPS Diecast 1:12 Germany 2003 Releases**

|                                  |  |
|----------------------------------|--|
| PO36400 Kawasaki ZXRP GP03 Q4    | P120001 Ducati 996 Street Yellow Q1      |
| P120030 Ducati 996R Monoposto Q3 | P120200 '02 Ducati 999 Q3                |
| P161000 '68? Honda CG 750 Q2     | P164200 '02 Kawasaki ZX9R Ninja Green Q4 |

#### **MINICHAMPS Diecast 1:43 Germany Selected 1st Half Releases**

|                                       |   |
|---------------------------------------|---|
| 540814342 Van Dieman RF81 Senna       | 540834399 Brabham BT52 Senna Test       |
| 540844329 Toleman TG184 Senna '86     | Brabham BT55 BMW Patrese & De Angelis   |
| P021308 Bentley EXP8 LM02 #8          | P671401 Chaparral 2F 1st BOAC 500 '67   |
| P691497 Chaparral 2H Surtees Can Am   | P701496 Chaparral 2J Stewart Can Am '70 |
| P127222 '02 Aston Martin Vanquish V12 | P111021 '70 Citroen SM Green Metallic   |
| P081201 '74 Ford Capri II             | P082220 '79 Ford Capri III              |
| P012030 '39 Horch 853 Cabrio          | P082320 '03 Ford GT                     |

Being Minichamps all the above are subject to alteration (read long delay)



Top; Vanguards 6615 Transit Mk I & Boxed Trailer Strathclyde Dog Unit

Above; Sun Star 1926 '82 Camaro Arizona HP

Left; Vanguards 8601 Jag XJ6 Series I Thames Valley Police  
Below; Vanguards 8501 Wolseley 1800 City of London Police

