

MINIATURE AUTO


Issue 242

New Zealand

42nd year of publication



Paul Drummond's Model Expo 2011 entry
1:18 garage diorama



Miniature Auto is the bi-monthly newsletter of
The New Zealand Model Vehicle Club (Inc.)

CLUB DIRECTORY

NATIONAL EXECUTIVE

President: **Graham Patterson**, 103 Musselburgh Rise, Musselburgh, DUNEDIN 9013
Phone (03) 455 0600

Vice President: **John Henderson**, 30 West Watson Avenue, CHRISTCHURCH 8025
Phone (03) 338 3855.

Secretary: **Eric Brockie**, PO Box 1356, Dunedin 9054
Phone (03) 488 1048

Treasurer: **Eric Brockie**, PO Box 1356, Dunedin 9054
Phone (03) 488 1048

Editor: **Ron Ford**, 52 Hillside Drive, Upper Hutt 5018
Phone/fax (04) 971 9808
e-mail editor@nzmvc.in-newzealand.com

REGIONAL DELEGATES

Wellington: **Ian Cousins**, PO Box 12-057, Thorndon, WELLINGTON 6144
Phone (04) 934 5172

Marlborough: **Tim Babb**, 4 Cashmere Grove, BLENHEIM 7102
Phone (03) 578 2634

Canterbury
Otago: **Carville Stewart**, PO Box 42 SEFTON 7445, North Canterbury
Graham Patterson, 103 Musselburgh Rise, Musselburgh, DUNEDIN
Phone (03) 455 0600

Southland: **Graeme Robertson**, 37 Vyner Road, Otatara RD 9 INVERCARGILL
Phone (03) 213 1354

Please address all correspondence to the **Secretary**
Change of address to the **Secretary**

MA contributions to:

The Editor, **OR** Ian Cousins
52 Hillside Drive, PO Box 12-057,
Upper Hutt 5018, Thorndon, Wellington 6144
editor@nzmvc.in-newzealand.com nzmvcwgt@nzmvc.in-newzealand.com

Club Website: www.nzmvc.in-newzealand.com

The views and opinions expressed in Miniature Auto are not necessarily those held by the New Zealand Model Vehicle Club (Inc.) and the Executive and no responsibility can be accepted by the Club and/or the Executive.

ACCEPTING CONTRIBUTIONS TO MA NOW!!

EDITORIAL

There is an old saying; "No news is good news". Well in the case of a 'newsletter' this isn't at all helpful! So I apologise for the sluggish delivery of Miniature Auto. The Branch news is regular but most of the readers would have already seen it. It is included however as the members from other areas are always interested in activities of others.

Model production is also very slow. No doubt due to 'the economy' although some of the subjects selected by the big makers is pretty mundane. It does not help when one of the major makers has decided that 1:43 scale is 'dead' and is concentrating on much smaller scales of 1:76 and 1:148. The prophecy becomes self fulfilling as collectors loose interest when there is nothing available in their chosen preference.


One interesting trend in 1:43 (which I personally consider the main collecting scale) is the plethora of factory made resin models. The theory is that the tooling is much cheaper; meaning that more obscure subjects can be covered. Of course, this used to be the province of the 'cottage industry' than made hand-built models for the collector. Judging by the prodigious output of makers such as Spark and their subgroups, we may see a lot more of these resin models. Okay they are basically 'plastic' but the ones I have in my collection feel quite substantial and are very hard to tell from metal made models especially as they can be painted to the same high standard. It also is not only 1:43 models being so produced as there are 1:18 scale models as well by the likes of OTTO. In addition many makers have introduced resin models to their catalogue—Trax and Minichamps spring to mind.

Another field that seems to be expanding in the Diecast world is ready made aircraft models. Even though I am mainly a model car and truck collector, I have added a few 'planes to my collection of late. That's what collecting is all about isn't it—making sudden changes to your brief?

Congratulations to the new members on the Executive—Graham Patterson and John Henderson—great to have you aboard!

Happy collecting and constructing,

Ron



IN THIS ISSUE:

| | | | |
|-------------------------------|----|--------------------------|----|
| Editorial | 3 | Branch News | 4 |
| M2 Models by Castline | 6 | Model Mart | 7 |
| Model Expo 2011 | 8 | Export Myself! | 10 |
| Collecting for Fun or Profit? | 11 | Christchurch Model Shops | 13 |
| Paint Stripping? | 13 | Road Rage! | 14 |
| News | 15 | Did you see? | 16 |

BRANCH NEWS

OTAGO

We had a good turnout of members for the June meeting and plenty of models on display and entered into the completions as well.

Competitions for the night were a bit of a mystery as there had not been any notifications to the members in Autominology (for which Eric apologized). Just because nothing was listed did not stop Otago Branch members bringing along models for display! It was left up to those who brought along models whether they entered the competition or not.

So here are the Competition Results:

| | | | |
|-----------------|-----------------|------------------|-----------------------|
| Diecast: | 1 st | Kevin Horne | ‘Snap On Diorama’ |
| | 2 nd | Graham Patterson | ‘Mercedes-Benz 300SL’ |
| | 3 rd | Kevin Horne | ‘Mini Rally Car’ |
| Kiset : | 1 st | Maurice Boyles | ‘Rest In Peace’ |
| | 2 nd | Maurice Boyles | ‘Model A Woody’ |
| | 3 rd | Shane Arthur | ‘Tractor Unit’ |

Branch member, Peter Aitken gave a talk on the accessories that were available for building dioramas. He showed a large selection of what was available and gave a very enlightening talk about accessories as well as showing his diorama of a motorcycle workshop that he had built.

It was actually August when we had our ‘July Club Night’ because of planning requirements for Model Expo 2011.

We had a great evening with a good turnout of members and plenty of entries in the competitions which had a theme of ‘three vehicles’. We added an extra competition for the night entitled CARTASTOPHY which was to display a vehicle you would not want to be seen dead in! The winner was Maurice Boyles with his kitset entry of his American Stock Car for which he took away the lucky door prize for the evening.

Results were:

| | | | |
|-----------------|-----|----------------|----------------------|
| Diecast: | 1st | Kevin Horne | 3x 1:18 Cortinas |
| | 2nd | Peter Aitken | 3x American Cruisers |
| | 3rd | Paul Drummond | 3x ‘32 Ford Coupes |
| Kitset | 1st | Maurice Boyles | 3x Trailers |

The Members’ choice went to Kevin Horne with his three Cortinas.

Eric Brockie

SOUTHLAND

June 2011. Brrrr! Mid Winter and it's time to give the Model Corner a tidy up or a clean down.

Our Branch meeting at John MacGregor's home at Edendale had five attendees (B McCorkindale, B Robertson, P Thompson, J MacGregor, and F Hawkes) and apologies were received from R Corbett, D Peipi, and G Robertson.

Competition Results: [Classic Race Car]

| | | | |
|----------------|-----|----------------|-------------------------------------|
| Kitsets: | 1st | Fred Hawkes | Snake Rail Dragster |
| | 2nd | Paul Thompson | Mini Rally Car |
| Diecast Large: | 1st | Fred Hawkes | 1931 Mercedes SSKL Caracciola |
| | 2nd | Fred Hawkes | 1955 Mercedes 300 SL (Mille Miglia) |
| | 3rd | Paul Thompson | Mercedes 300 SL (Mexico Rally) |
| Diecast Small: | 1st | John MacGregor | 1934 Mercedes W25 |
| | 2nd | Fred Hawkes | 1954 Mercedes W196 |
| | 3rd | Paul Thompson | Ford Falcon XB |

July 2011. Wack-o the sun is shining, so here's hoping you have got through winter without too much trouble (health-wise). Our thoughts go out to John MacGregor's mum who broke her wrist and we hope all is well and truly on the road to recovery.

Our Branch meeting at the Plunket Rooms in Invercargill had five attendees (D Peipi, B Robertson, R Corbett, G Robertson, and F Hawkes) and apologies were received from B McCorkindale and J MacGregor.

Competition Results: [Off Road]

| | | |
|----------------|----------------------|-----------------------|
| Kitsets: | (no entries) | |
| Diecast Large: | 1st Russell Corbett | Willys Jeep |
| Diecast Small: | 1st Fred Hawkes | Rogers "K" Locomotive |
| | 2nd Graeme Robertson | Caterpillar D11 |
| | 3rd David Peipi | Go Kart |

August 2011. Well the weather has turned but then that's normal for this time of the year.

Did anyone see the write-up in the Southland Times on the exploits of Roger, Karen and Kevin laird in Gore? The Eastern Southland version of the Invercargill Eye also covered it. Roger ended up with an arm-full of trophies from the Eastern Southland Car Club, wife Karen cleaned up the ladies section, and son Kevin also had a finger (or whole hand) in the trophy pie. Congratulations to the three of you - Well done!

Our Branch meeting at Russell Corbett's had seven attendees (B McCorkindale, D Peipi, G Peterson, R Corbett, G Robertson, D McKillop and F Hawkes) and apologies were received from B Robertson and J MacGregor.

Competition Results: [Off Road]

| | | | |
|----------------|--------------|------------------|------------------------------|
| Kitsets: | (no entries) | | |
| Diecast Large: | 1st | Fred Hawkes | 1957 Mercedes 300SL Tourist |
| | 2nd | Russell Corbett | 1934 Ford V8 Coupe |
| | 3rd | Fred Hawkes | 1954 Mercedes 300SL Gullwing |
| Diecast Small: | 1st | Graeme Robertson | Mini (yellow) |
| | 2nd | Russell Corbett | 1933 Ford V8 Coupe |
| | 3rd | Fred Hawkes | 1957 Mercedes 300SL Roadster |

Fred Hawkes

M2 MACHINES BY CASTLINE

For anyone who loves American cars of the 50s and 60s, this brand of models is very exciting. Castline is an American company and began to produce these models in 2008. They mainly make them models in 1:64 scale (1:24 and 1:18 also available). 1:64 is generally not popular in New Zealand as most models in this scale lack detail.

M2 models have features that you would not find on models this small. The doors open as do the bonnets (hoods) to show detailed engine bays. They have real rubber tyres and many models have two and sometimes three tone paint jobs.

The models are sold in either hard plastic blister pack or a Perspex display case. There is a continuing growing range of models available. First models to appear were AUTO-THENTICS; a range mostly based on 50s prototypes, all stock-standard in form. Chevrolet Bel Airs, Oldsmobiles, DeSotos, Dodges, Plymouths and even a '49 Mercury.

DETROIT MUSCLE is another range which covers mostly '60s muscle cars such as Oldsmobile Cutlass, Ford Mustang and Torino, Chev Corvette, Chevelle, Nova, Pontiac GTO, Plymouth Road Runner and many more.



A recent introduction is the AUTO PROJECTS series. 12 have come out so far and these are BARN FINDS. They are painted to look rusty and abandoned with usually a door, bumper or headlight missing.



AUTO TRUCKS is another recent release of mostly pick-ups from the 50s. 1949 and 1954 Studebakers and the old Ford F100 are featured.



CLEARLY-AUTHENTICS are models that come with a see-through body so you can see the car's interior and engine.

AUTO DRAG is a series of basically standard cars with alloy wheels and various decals decorating the car.

GROUND POUNDERS are of cars modified to the extreme. Huge tyres, air stacks popping out of the bonnet and other such features.

Anyone fond of American cars who have not previously considered 1:64 scale models before may find themselves 'hooked' very quickly!

The web site is:
www.m2machines.com.

Peter Ailken.




MODEL MART

I have a few kitsets of both military vehicle's and aircraft of the scale of 1:35th vehicle's and both 1:48th and 1:72nd of aircraft, the 1:72nd scale aircraft of of mainly bomber's. I haven't the mean's to put up photo's of such at the moment by I give you my word they are all in perfect order. If you know of anybody who may be interested in these they can e:mail me at the below e-mail.

warrenandfely@xtra.co.nz

Warren Tyson



Two Marklin HO road related models sent in by Paul Allcock

MODEL EXPO 2011 PHOTOS



Paul Drummond 1:18 GPM '32 Ford



Paul Drummond 1:43 Vitesse
Hayden Paddon 2010 Rally NZ



Howard Brockie 1:43 Lancia
Stratos WRC Series



Howard Brockie 1:18 Bianta VK Commodore



Entries in novelty class



Kevin Horne 1:18 Motor City Chevrolet



Model Expo 2011 general view

EXPORT MYSELF!

Greetings to all Members Well I don't know what malicious gossip, or seedy innuendos have been circulating around the place, - but whatever they are, they're all TRUE!!

YES – Andrea my wife, and I have packed up our lives into cardboard boxes (including several hundred models) and shifted house. And YES – we have not only shifted house, but have shifted cities. And YES – we have not only shifted cities, but have shifted Islands!! As I type this, I am sitting in the office of the house of my Parents-in Law in Tauranga with the sun shining and the temperature outside a balmy 18 degrees!

Members attending the April club night would have been the only ones to pass on their goodbyes and good wishes (all graciously received and acknowledged), but since then I can only describe life as a blur. Everything has happened so fast that we have barely had time to pause and take a breath.

After only about a month, Andrea has commenced her new employment, and I am to start mine this Monday the 20th June so we have to be focussed on this for a few weeks while still tentatively looking for a new place to call home.

It goes without saying that we both love Dunedin and miss it dearly, having been part of the furniture for the last 14 years, and I have immensely enjoyed my time being a part the Otago Branch, and wish to extend my deep thanks to all members who have taken the time and effort to welcome and encourage not just me, but all new members that happen through the doors.

Upon reflection, it is this attitude and commitment that makes up the essence of the Otago Branch and the New Zealand Model Vehicle Club, and being 'accepted into the fold' some 10-12 years ago (Eric will probably know), is a memory and a part of my life I will always treasure.

But you can't get rid of me that easily! I am not resigning from the Club at all, and if allowed would love to retain my Otago Branch membership. Also, once we have settled into new 'digs' and have brought my model collection out of storage, I plan to contribute further articles to the Clubs' magazine. Of course, that's not to say I won't be back at some stage for a visit too, as we have formed many friendships, and who knows, I may make a surprise visit on a club night, or to Model Expo one year.

In Tauranga, the modelling scene appears to be reasonably well catered for. There appears to be just the one main Model Shop – Bay Hobby Supplies, which seems to cater to diecast collectors, kitset builders, slot cars, R/C, and model railways, including scenery materials and so forth. I have as yet, to make contact with any local collectors or to establish as to whether there may be any collectors clubs around the area. Who knows - we may end up with a Bay of Plenty Branch of the NZMVC.

Until next time – take care all of you fellow Autominologist's, and I dare you to go and buy that model or kitset you saw in the shop window or on Trade Me the other day.....

Yours in the modelling disease

Shayne Spicer

COLLECTING FOR FUN OR PROFIT?

There seems to be as many ideas of what to collect or how to collect as there are people taking part. Whether you like only factory fresh mint boxed items or something that has been well played with; collecting will cost you some money (unless you do all your 'shopping' at the rubbish tip!) and how much you spend is up to you. Here again, it is up to the individual and the depth of the pocket, but if you want to be able to get your money back or make a profit; there are some pitfalls to look out for.

Don't be taken in by the 'Limited Edition' syndrome as there is a well known maxim that limited editions seldom increase in value. If they do; it is usually in the short term when the perceived 'rarity' is made to look a reality when in fact it isn't. We have all seen the huge price increase for a certain item as it appeared to be very hard to get; yet some time later; they will sell for little more than the initial price. A case in point is the formerly popular vintage model series in which most of the Limited Edition issues sell for far less than their original price. It's a bit like 'pyramid selling' when only the early sellers make a profit.

The Limited Edition models are generally sold with certificates. Recently, a large company has been selling 'de-certificated' models. The certificate is taken out of the box and a hole punched through the lid or somewhere and then the item is sold at a discounted price. I couldn't believe it! The theory was that the ones who bought the fully certificated ones would not have their purchase devalued by the dumped items. How then do you know what the actual number in the series is? It may start at 2,500 but may end up at 1,700, which maybe good in theory (meaning the item is 1 in 1,700 instead of 1 in 2,500) but it completely removes the credibility of certificates. Then there are other cases where the original certificate was wrong so they offered to replace it, meaning a different number for the model. The only true way to have a genuine numbered Limited Edition is for the number to be engraved or printed on the base of the model. The NZ Micro Models are like this plus they have a certificate and the box is also marked.

Another point of Limited Edition models being sold off de-certificated is that they have proved unpopular, so in the future their popularity is liable to be just as bad, so their value is liable to drop even faster! Remember the Yesteryear Limited Edition that were supposed to be a once only issue model (not just a recolour). This was only true under the current owner and the company changed hand and many of them were reissued to help recoup the outlay of the takeover.

That leaves genuine obsolete toys and models. Unless you have a working crystal ball; it is very hard to judge what will be sort after in the future in your chosen field. To really invest, you have to go after the items that are recognised as 'collectable classics' but there still can be ups and downs in prices (like all similar hobbies such as stamp collecting or even antiques in general). This means that the outlay might be quite considerable to get a desirable piece.

It has been said that nostalgia is pushing the prices for obsolete models such as Dinky Toys and Matchbox 1-75s; but this cannot be the full story, otherwise there would be no market for late 19th century toys such as Märklin or Bing tinplate as the people they were originally sold to are long since dead.

How do you know what would be a good investment? There are so called 'evaluators' published regularly that purport to give current market prices for mint boxed items. There is a guide to less than perfect items as a percentage off the quoted price. Investors have to go for the top rating as anything less will not give a return. This leads to distortion at the top end with for example, a perfect mint toy is only worth 60% of the mint and boxed item; meaning the box is worth much more than it ought to be. I am suspicious of the values (and hence rarity) given. I have been trolling eBay and the like for about seven years and have been amazed at the number of so called rare models appearing of the Sites. Take the Dinky Supertoy Avro Vulcan. I have lost count of the number up for sale, and no, it isn't the same one recycling, nor the reproduction one (PP Copy, Dinky Club). At one stage (listing usually cover 10 days) there were actually five different Lots offering a Vulcan. A similar state occurs with the Guy Weetabix van. There are other old Dinky that have never appeared; yet the evaluators class them as 'common'.

It is safer to stick to 'closed marques' as series such as Yesteryears have been dumped and reinstated many times and that has put off collectors (and investors) because of frustration; hence they dump the lot and depress the market so much that many sell for far less than their original retail price. By the way, I hear that Yesteryears are back on the market along with the Dinky Collection (now called Dinky Toys! Complete with reproduction original style boxes).

Of course if you do decide to buy some toys as an investment; then you have another problem of how to keep them as pristine as possible. Displaying them is out unless you have a climate controlled room that is dark enough not to induce any fading, etc. The safest place is a bank deposit box, but then you can't see your toys on a regular basis, so you might as well invest in something else that you can see tangible increases in value.

Far better to collect for pleasure and if the items you have appreciate in value; then that is a bonus.

I guess if you are a kit builder, then the foregoing is of little interest. There is value in kits, but unmade ones of course and with the box. I am sure that the unmade kits that do come on the market are more 'accidental' as with many builders I know, they have a stock of unmade kits that they don't get around to actually building. Some come from old shop stock, but as hobby and toy shops are now few and far between, the likelihood of such discoveries is practically nil.

CHRISTCHURCH MODEL SHOPS

We all know about the damage to Christchurch buildings either homes or business properties and it has certainly been going on too long for Christchurch residents I am sure.

John Henderson has forwarded the following information about the Christchurch model retailers.

FAZZAZ:

The shop is inside the 'Red Zone' and it believed that the (real) cars were recovered from the building but the roof has caved in and everything else has not been recovered.

ACORN MODELS:

Acorn Models is open at the time of writing but did receive damage. They will close for a period of time while repairs are carried out. They will reopen.

IRON HORSE HOBBIES:

Iron Horse Hobbies were damaged but have again reopened. Their Web site is still active on www.ironhorsehobbies.co.nz.

STRIPPING PAINT FROM PLASTIC MODELS?

Even though I am a 'diecast collector'; I also do a bit of restoration of 'pre-loved (or should I say pre-abused?) models/toys. Although most are metal (mazak, etc.) some also have plastic parts. One in particular, a French Dinky #808 GMC wrecker, which was in the desert tan colours, but unfortunately, had been over painted several times. Stripping the metal parts was straightforward but the plastic (rear deck and sub-frame) was a problem. I knew that brake fluid was sometimes used for the job, so I went and bought a new bottle of it. When I tried a small section, I found that it did not do a thing to the paint. So I dug round in the garage and found an old bottle of fluid and that did the job OK. Has there been a change in the formula?

I was just reading an article on model restoration in Model Collector and that recommended 'Fairy Power Spray' as a stripper of paint from plastic parts. I doubt if that is available here but I wonder if there is a substitute? The article also recommended caustic soda to strip paint from metal parts instead of commercial products. It would clean the drains as well but it is quite a risky material to use!

Ron

ROAD RAGE!

Well not exactly something about the modern problem on the road but a range of models put out by Cooe Concepts Pty Ltd. No prizes for guessing that it is an Australian company but as always, the product is 'made in China' (or as the boxes say; 'Built in China'). Also, to be fair, the actual trade name used is Road Ragers (or Aussie Road Ragers).



Cooe Concepts actually offer a wide range of models for the collector: 1:10 bicycles (pedal power), 1:24 Ford Falcon XB, 1:64 Aussie trucks, 1:64 American truck, 1:64 Aussie cars, 1:76 Aussie trams (some motorised), 1:87 Aussie cars and 1:160 Aussie trams.

Here we are concerned with the 1:87 Aussie cars.

Currently available are:

Holden FX sedan, Holden FC sedan, Holden FB sedan, Holden EH sedan, Ford Falcon XK sedan, Ford Falcon XL wagon, Ford Falcon XM coupe, Ford Falcon XR sedan, Chrysler Valiant S series sedan, Chrysler Valiant AP5 sedan, Chrysler Valiant Pacer 1971 and Chrysler Valiant Charger 1972.

The series is well cast and in some ways superior to the likes of Oxford Diecast 1:76. What struck me was the packaging that immediately made me think; 'I've seen that style before', and sure enough it has been styled on the old Tri-Ang railway boxes. As in New Zealand, Tri-Ang produced models for the local market and so the brand has some cache with model railwayers in Aus-sie – the market the models are aimed at (HO scale = 1:87).

I picked up the 3 examples shown for a model railway shop @ \$20 each which is not bad considering they sell for \$15.95 in Australia. Check the Web site <http://cooeeclassics.com/catalog/index.php>. Not www.road-ragers.com as shown on the boxes.



THAT'S NEWS? - THAT'S NEWS!

Sun Star 1:12

Morris Mini Van "Royal Mail"

1:18

1956 Lincoln Premier
1960 Plymouth Fury convertible
1959 Mercury Park Lane convertible
1959 Pontiac Bonneville convertible
1981 Audi Quattro

Classix 1:76

Trojan 20 cwt van (logoed or plain)

NEO 1:43 Resin Models

Daimler XJ40
Jaguar Mark X 1961
Mercury Monterey 1954
Bentley SIII Continental Park Ward FHC 1963

True Scale 1:43 Resin Models

Rolls Royce Phantom VI Park Ward
Rolls Royce Silver Shadow.

Corgi—October 2011 to March 2012—assorted scales:

1:50 Seddon Atkinson Strato
1:50 M*A*N TGX
1:43 Peugeot 205 1.1
1:72 Hawker Demon
1:72 Westland Puma HC Mk.I

Oxford Diecast—assorted scales:

1:76 Baler (farm trailer)
1:76 Farm trailer
1:76 A.E.C Matador
1:76 Rover P6

Top Gear (Trax, Trux etc).—assorted scales:

1:43 Holden FB wagon
1:43 Holden HK Premier
1:43 Holden HG Premier
1:43 Ford Customline Star (resin)
1:64 Kenworth T600 "Toll" (sold out!)
1:24 Mick Doohan's Honda NSR 500

Morris Mini Traveller

1962 Chevrolet Impala Sports Coupe
1958 Ford Fairlane convertible
1975 Opel Ascona SR
1984 Ford Escort RS Turbo
1960 Ford Thunderbird Hardtop

Austin K8 Estate Commuter bus

Audi Cabrio 1994
Buick Riviera GS 1969
Jensen Healey Mk.II 1972

Rolls Royce Corniche Convertible

1:50 Volvo F12
1:43 Ford Escort Mk.II Popular
1:76 'New Bus for London' NB4L
1:72 Panavia Tornado F-3

1:76 Livestock trailer
1:76 Burrell Scenic Showman's Locomotive
1:76 Ford Transit long wheelbase van
1:43 Jaguar XK150 hardtop



DID YOU SEE?



Did you see this on Trade Me? I weakened and bought one out of curiosity as it was described as being 1:43 scale. Most 1:43 trucks are very expensive, but this was quite reasonable. The tractor unit is a Iveco Stralis. Iveco are one of the sponsors of the All Blacks—hence the connection. I am not sure whether this is an ‘official’ model as I could not find and reference on the packing although it does have an Iveco license.

When the model arrived; I thought the whole parcel was quite light. On opening it, the reason was obvious because it was made by New Ray that have been sold in the past by the likes of The Warehouse, although the tractor units were M*A*N and an American make (can’t recall what). They are mainly plastic with a metal cab.

The model is reasonably well detailed with great graphics. I haven’t seen them anywhere in the shops (this was ex Trade Me). Micro Models used to put out models related to various rugby teams and The Sevens. Anyone know about this product?

Wanted wanted Wanted wanted Wanted wanted
Kitset News,
Diecast News.
Any Hobby News whatsoever!