

Miniature Auto

ma252

New Zealand



Ben Dillon's 1936 Ford Coupe (page 7)



Miniature Auto is the bi-monthly newsletter of
The New Zealand Model Vehicle Club (Inc.)

46th year of publication!

DIRECTORY

NATIONAL EXECUTIVE 2013

President: **Graham Patterson**, 103 Musselburgh Rise, Musselburgh, DUNEDIN 9013
Phone (03) 455 0600

Vice President: **John Henderson**, 30 West Watson Avenue, CHRISTCHURCH 8025
Phone (03) 338 3855

Secretary: **Eric Brockie**, PO Box 1356, DUNEDIN 9054
Phone (03) 488 1048

Treasurer: **Eric Brockie**, PO Box 1356, DUNEDIN 9054
Phone (03) 488 1048

Editor: **Ron Ford**, 52 Hillside Drive, Upper Hutt 5018
Phone/fax (04) 971 9808
e-mail editor@nzmvc.in-newzealand.com

REGIONAL DELEGATES

Wellington: **Ian Cousins**, PO Box 12-057, Thorndon, WELLINGTON 6144
Phone (04) 934 5172

Marlborough: **Tim Babb**, 71 Wither Road, BLENHEIM 7201
Phone (03) 579 1460

Canterbury
Otago: **In recess.**
Graham Patterson, 103 Musselburgh Rise, Musselburgh, DUNEDIN 9013
Phone (03) 455 0600

Southland: **Graham Peterson**, 97 Tramway Road, INVERCARGILL 9812
Phone (03) 216 5477

Please address all correspondence to the **Secretary**
Change of address to the **Secretary**

MA contributions to:

The Editor,	OR	Ian Cousins
52 Hillside Drive,		PO Box 12-057,
Upper Hutt 5018		Thorndon, Wellington 6144
editor@nzmvc.in-newzealand.com		nzmvwgtn@nzmvc.in-newzealand.com

Club Website: www.nzmvc.in-newzealand.com

The views and opinions expressed in Miniature Auto are not necessarily those held by the New Zealand Model Vehicle Club (Inc.) and the Executive and no responsibility can be accepted by the Club and/or the Executive.

ACCEPTING CONTRIBUTIONS TO MA NOW!!

EDITORIAL

I have been looking through some older English model magazines (as well as some of our own—see 'Carville's Capers Number One' on page 8). One item that caught my eye that had a profound effect on the popularity of model collecting (in this case, Matchbox Yesteryears) was the decision of the management to only sell the range by mail-order. Once the Yesteryears left the local shop shelves, the public lost interest in my opinion.

Many theories have been promulgated on the decline of the hobby from the popularity of electronic games to the Transformers. Part of the problem of children not being so interested in 'model cars' is because of the iniquitousness of the real thing so models of dad's car is low on their consciousness. In the good old days, cars were not common within the family and so appeared exotic enough to appeal. When I was growing up, our family did not have a car—now everyone seems to have one each.

A quick scan of the shelves of the toy section of places like The Warehouse and K-Mart (etc.) shows only Hot Wheels and their adopted Matchbox and little else. Some customers (usually adults) have been observed rummaging through the stock for special items, so the instinct is still there. How many club members collect the current Matchbox and Hot Wheels.


Speaking of Hot Wheels, I find it ironic that Mattel are now one of the few companies producing well detailed models that are not inflicted with 'hot wheels'. However the latest press announcement is that the company has dropped the ranges such as Ferrari and concentrating on film and TV related models such as 'Herbie' in 1:18. Hot Wheels Elite were supposed to be on sale in New Zealand—has anyone seen any?

On line buying is becoming more popular, but beware of the pricing structure. One well known NZ seller offers model cars but the prices are very high—more than double the shelf price in a bricks and mortar shop.

Ron

Have a model Christmas!

IN THIS ISSUE:



Editorial	3
Letter	7
Bubble pack Dinky Toys	9
Euclids—More	12
Atlas English Dinky Toys	15
Micro Promotionals Final	19

Branch News	4
Carville's Capers #1	8
Of Euclids and Tyres	10
News	13
Eric's Conundrums	17
Snippets	20

BRANCH NEWS

SOUTHLAND:

September: Firstly - the "Cobra" Raffle was drawn at the last meeting and was won by ticket #30 - some bloke called Fred Hawkes (now I have to find a place on the shelves for it).

Display:

We are joining forces with the Fire Museum on Sunday 28th September. We will have one table and another card type table to sell raffles. So come along and bring a few models for display and buy some raffle tickets. Talking of raffles, R J Models & Toys have donated three models as raffle prizes which are now up and running. If you are looking for a model see Robyn at R J Models & Toys and she will try to source it for you - if it isn't already on the shelves.

Competition Results ["More than 4 Wheels"]:

Kitsets	No Entries		
Diecast Large:	1st	Graham Peterson	Mack Aerodyne
Diecast Small:	1st	Graham Peterson	Leyland Funfair Lorry
	2nd	David Peipi	MAN Concrete Truck
	3rd	Fred Hawkes	Carmichael Rescue Truck

October:

Where has the year gone! October already with all 4 seasons in one day!

First of all the Display - Our first one in ages. It was held at the Fire Museum on Sunday 28th September - many thanks to Barry and Bob for your help. I forgot to count the number of models on display but we filled one trestle table plus 2 smaller ones with a fair assortment of types of vehicles. Not very many Joe Public came through but had an interesting talk with a Chinese tourist who turned out to be a firefighter from Macau so I passed him on to Tony Turner (ex fireman) of the Fire Museum and they "chin-wagged" there for ages.

Our September meeting was held at ex-member Russell Corbett's home and it was good to catch up with Russell, Graeme Robertson and Roger Larsen again. There was a table of kitset bits from the late Jack Gracie for us to go through and take what we wanted.

Competition Results ["Competition Vehicle" for kitsets and "Film or TV Vehicle" for all diecast classes]:

Kitsets:	1st	Fred Hawkes	Mongoose Rail Dragster
Diecast Large:	1st	Russell Corbett	"Ghostbusters" 1959 Cadillac
Diecast Small:	1st	David Peipi	"Cars" Car Transporter
	2nd=	Russell Corbett	"Scarface" Cadillac
	2nd=	Fred Hawkes	"Those Magnificent Men in their Flying Machines" Bleriot Flying Machine
	3rd	Graeme Robertson	"James Bond" Aston Martin

Our October meeting was held at Graham Peterson's home with only a few present. However after the meeting we went on-line to check out the prices of Mamod Models for Fred which scared the pants off him. However we got into a model site of a chap in Peterborough (North of Adelaide) who made models of Drays, Wagons, Coaches, etc. at 1/12th scale - one inch to the foot. These models were made using the same methods used in making the real thing - even down to the wheels. First he manufactured the miniature jigs and then using the jigs, manufactured the wagon wheels. I found the whole programme really interesting - try to find it. (If you can't, give me a yell and I'll check with Graham for you).

Competition Results ["Agriculture" for all classes]:

Kitsets:	No Entries		
Diecast Large:	1st	David Peipi	Tractor
Diecast Small:	1st	Graham Peterson	Claus Combine Harvester
	2nd	Fred Hawkes	John Deere Crawler and Hay Baler

Fred Hawkes

OTAGO:

The National Hot Rod show has come and gone and, as usual for our Branch; we put on a great display of Hot Rod and Custom models.

Maurice Boyles, Graham Patterson, Graeme Obrien, Marcos Monti, Robert Spratt, Evan Blanch Howard Brockie, Eric Brockie and Bevan Wilson all had suitable models on display.

All up, over 100 models were shown on our 12 foot by 7 foot mobile display set-up. Along the front of the display a 10 foot pin-board showed posters of previous Hot Rod Shows that had been held in Dunedin. They covered from the first show held at the old A & P show grounds at Tahuna Park in the late 60s or early 70s.

Although we did not get any direct interest in our Club, the display did keep our name in the spot-light by attending such shows. Howard Brockie, Maurice Boyles, Graham Patterson and Robert Spratt 'manned' the display and fielded any questions.

All in all, a great display and thanks to the Club members who supported the display with either the supply of models or on duty to speak to the public.

September:

This was again held in the hall and again we had a great turnout of members and models for the competitions, but unfortunately no kitset were entered.

As our Model Expo had just finished, competitions for the night were for any model/s beginning with the letters E, X, P or O.

Competition results:

Diecast:

1st	Graham Patterson	XJ13 Jaguar by AUTOart
2nd	Bruce Dobson	Olympiad (sister to Titanic)
		Model made by Signature
3rd	Barry Mills	Old Crow aircraft
		Model made by Gemini Aces

The members' choice was won by Bruce Dobson with his Bianta XC Falcon

Model Vehicle Festival 2014

'32 years in Alexandra'

This was part of the Alexandra Blossom Festival and it is the 32nd year we have participated in the event. We have always held our display in same venue in Centennial Avenue. The venue is now called **GWD Toyota** after the change of ownership from Currie Motors.

The models on display included: **296** commercial vehicles, **120** buses, **52** aircraft, **68** earth-moving vehicles and **12** cars giving a total of almost 600 on display. The exhibiting models were supplied by **Evan Blanch, Peter Jenkins, Howard Duff, Barry Mills** and **Eric Brockie**.

As is usual for any Otago Branch display, we present the models well so that we get praise for our displays and this helps get the public back for a look again the next year.

This display, like all the Club shows, takes a lot of work to set up and pull down. Attendances vary from year to year; however the publicity for the Club is one of the reasons for the effort.

October:

The October meeting of the Branch saw a good turnout of members and a great selection of models on the competition table> Theme for the night was: Hot Rod or Custom Vehicle. Results:

Diecast:

1st	Robert Spratt	1934 Ford Coupe
2nd	Bevan Wilson	Hot Wheels Slightly Modified
3rd	Kevin Horne	Crown Premium 1933 Ford Roadster

Kitset:

1st	Ben Dillon	Monogram 1940 Ford Woody
2nd	Maurice Boyles	Monogram Model A Ford Woody
3rd	Maurice Boyles	AMT 1936 Ford

Member's choice for the night went to Paul Diamond with a 1932 Roadster and the lucky door prize went to Howard Brockie.

Eric Brockie

LETTER

Hello Ron

Thought I would drop you a quick note as I have been meaning to do for some time, as we all do. I have attached a couple of photos (they aren't great) you may want to use when Eric's October club night reports arrive. These are the two Hot Rods I entered on the night, with the 1940 (green one) winning the kitset competition.

As this was the first meeting I had been to in Dunedin for about 15 years, I decided to create a bit of interest and we now have two kitset challenges going. The first is a ute /pickup / SUV to be completed by the February club night. At this stage it is only myself and Maurice that have committed to it, however we would like to extend the challenge to any other kit builders around the country. I attach a photo of the ute that both Maurice & I will build. He has a bit of an advantage as he has already built the kit twice before.....

The second is to have a Hot Rod done by our next model Festival which will be about August next year. There are a couple of other members other than Maurice & myself involved in this one, but again we would like to extend the challenge to all other members via the magazine.

I thought I might send some progress reports, or photos, but don't want to give too much away.

All the best

Ben Dillon




CARVILLE'S CAPERS NUMBER ONE!

Here is Carville's very first 'Capers' in, appropriately enough, the Newsletter (it did not have a name then) number 1 of February-March 1969.

My short perhaps regular contribution to the Newsletter containing little of consequence and taking up a lot of space to say it.

I looked up 'caper' in the dictionary and found that it means "to leap about like a goat". You may draw your own conclusions from that, and by the way, I am not married yet and contrary to what Mr. Welford says, do not intend to do so, at least not for some time. So my collection is not up for sale yet!

My first profound statement is not a profound statement at all. In fact I only have two requests. Number one is the identification of a model I recently acquired. It is, I think, of a 1947 Phase I Standard Vanguard 4-door Saloon. It is diecast and clockwork. The clockwork motor is attached to a pressed tin base-plate, the keyhole enters through a hole in the driver's door – cold in winter I know, but refreshing in the summer. The tyres are of a hard grey plastic, the front ones steered by a natty set-up which is controlled by a small bar protruding through the front number plate. Size bumper to bumper is 2 5/8". A rough guess at the scale would be about 1:60.



The next problem is cracked tyres. Does anyone also have the same problem and does anyone have a cure? I know it must be expected on older models, but it is annoying to see on fairly new ones.

Well that wraps it up for this time. Would you please address any complaints or liable suits to my solicitor. Good Collecting!

Carville

I have not been able to look up to see whether Carville got his answers to his two questions. Well, in case he did not get a result from the Standard Vanguard toy, it is a Mettoy product. They also had a 4" version. A 45 year wait? As to the tyre problem—it still exists... Ed.

DINKY TOY BUBBLE PACKS

I do not remember Dinky Toys being available in bubble packs in 1962. An advert. in the Meccano Magazine of December 1962 shows six Dinky Toy racing cars in carded bubble packs. The advertisement claims: *The "bubble pack" is the ideal modern visual pack for quality products, and is now being used on some Dinky Toys. As our illustration shows the model is encased in in a transparent plastic "bubble" moulded to the general shape of the*

NOW in "bubble packs"



The "bubble pack" is the ideal modern visual pack for quality products, and is now being used for some Dinky Toys. As our illustration shows the model is encased in a transparent plastic "bubble" moulded to the general shape of the miniature. This is fixed to a piece of stout card, on which the name and details are printed. So far, six Dinky Toys racing cars are available in this up-to-date presentation. They are the Talbot Lago, Maserati, Alfa Romeo, Cooper-Bristol, Ferrari and Vanwall.

Look for these "bubble packs" in your local toyshop... they are available at the same prices as the respective models in cartons.

U.K. Prices

No. 205 Talbot Lago Racing Car U.K. Price 3/3	No. 208 Cooper-Bristol Racing Car U.K. Price 3/3
No. 206 Maserati Racing Car U.K. Price 3/3	No. 209 Ferrari Racing Car U.K. Price 3/3
No. 207 Alfa Romeo Racing Car U.K. Price 3/3	No. 210 Vanwall Racing Car U.K. Price 3/6

DINKY TOYS
MADE BY MECCANO LIMITED

miniature. This is fixed to a piece of stout card, on which the name and details are printed. So far, six Dinky Toys racing cars are available in this up-to-date presentation. They are the Talbot Lago, Maserati, Alfa-Romeo, Cooper-Bristol, Ferrari and Vanwall.

Look for these "bubble packs" in your local toy shop...they are available at the same price as the respective models in cartons."

Models listed were:

205	Talbot Lago racing car	3/3
206	Maserati racing car	3/3
207	Alfa-Romeo racing car	3/3
208	Cooper-Bristol racing car	3/3
209	Ferrari racing car	3/3
210	Vanwall racing car	3/6

Can anyone remember these being on sale in New Zealand? There was also a big bubble pack with all six as a set.

Note the change in catalogue number. All were fitted with plastic hubs. I can't see the customers advantage of a bubble pack instead of a cardboard box as once it is opened, there is no difference to the toy.

The only other Dinky Toys available in bubble packs where the 'fill in' ex Matchbox Toys and some later Hong Kong cheapie jobs of various scales. The Matchbox ones did not have the Dinky Toy name on the base but the Hong Kong ones did.

Eric Brockie

OF EUCLIDS AND TYRES

The item from Ian Cousins on Dinky's 956 Euclid Dumper (MA 247) I found very interesting given I have never seen one of these and anything like this is like a magnet to me. In real life a vehicle like this would have dual rear wheels, necessary to carry the weight of the load. I feel Dinky cheated a bit by only fitting single rear wheels, but then these were produced for the toy market. There is a comment about the models wheels fitted either dished in or dished out, the fact that the wheels have dished centre means they could have been used as a dual set for better realism.

Now Tyres.... The models produced 1955-60 appear to have realistic "Rock Hopper" type of tyre, after that Dinky appear to have resorted to a tractor type tyre and, in the real world, these would never have been used. Tractor tyres are one directional and give poor grip in reverse and are deadly when used for braking. The gap between the prominent lugs on a tractor tyre make them very prone to damage if used over rocks. [NB. Tractor tyres are designed so they are self clearing in mud with the mud and water being expelled out the sides so the tread remains clear to provide grip. It is common practice in some instances for the rear tyres to be fitted backwards to provide increased reversing traction in situations where the tractor may be fitted with a front loading shovel/bucket. Source: Google searches. Ian Cousins]

[Side Note: In my searches for photos on Google I noted various types of tyre fitted to the real Euclid Trucks. See Photos and separate article from me. Ian Cousins]

Here in New Zealand, in the 1950s, Fun Ho! started to produce some realistic tractors with "proper" tractor tyres. Earlier models from Fun Ho! had body work that could be recognised as representing an actual make of tractor, e.g. Ford, Farmall, Oliver, and the wheels were either cast or round, treaded rubber (later plastic). The cast wheels usually wore out around the axles, the rubber ones perished and the plastic ones became brittle. I had several of these and still have some of them. Quality Control at Fun Ho! didn't extend to how the tyres were fitted and many of the tyres were fitted backwards. One I got was a Ferguson 35 in grey (I was allowed to select this myself) and it had the tyres fitted correctly. Later I received a Massey Harris in yellow, not quite the correct colour, and it had the tyres fitted backwards which always annoyed me to the point I rarely touched it, but my brother was not as fussy. The Ferguson's tyres eventually succumbed to a grass fire and the Massey Harris' crumbled away from too much exposure to sunlight! I had eventually turned the Massey's tyres around after about five years, but by then I was moving on to bigger things.

Evan Blanch.

The following was found among my photos - a tractor with its tyres on the wrong way round. This was seen at the Southern Field Days at Waimumu near Gore. The tractor was a special order by a contractor for roadside mowing, hence the unusual tyres which feature a Road/Grass/Tractor grip combination. In the rush to put it together for the show, no-one noticed the tyres, that is until I happened along and inquired why. I suspect the next day they were changed around....



While on the subject of Euclids, Ian Cousins has found some photos of real ones which are reproduced here with kind permission of **Mark A Redman**.



Referring back to Evan's remark about the Euclid Dump Truck should have had dual back wheels, it can easily be seen on these photos. The treads on the wheels has me completely confused! By the way, dual wheels on off road vehicles is a biy of a nuisance as I remember spending some 'happy' hours removing a rock that had wedged between the wheels of a 7 ton International seismic truck I sometimes drove. Love the 'Mr.Bean' door lock on the green Euclid! Ed.


EUCLIDS—MORE!

Back in MA Issue 247, Ian Cousins gave a run-down on the Dinky Supertoys No.965, Euclid and Terex Dump Truck. Ian has now come up with some photos of the real vehicle which may inspire some repaints of tatty toys (see page 10)

Meccano of course were not the only makers to produce this interesting prototype in minia-ture – some were toys and others models. This is not a complete list as this would be an article in itself and that has already been done by Nigel Robertshaw in Model Collector of March and April 2012. Therefore for this exercise, we will stick to the Euclid R15.

Ian noted the change in how the wheels were fitted to the front axle—apparently this was a design change by Meccano which specified both sets should be the dished side outwards. Strange as the first method was the first one.

One very similar toy was made by BENBROS. The main distinguishing feature is that the Benbros one does not have an exhaust pipe through the bonnet. The tipping mechanism is similar (with a curved protrusion through a slot in the chassis) but uses a slide to actuate it (see photo) instead of the obtrusive crank and pinion of the Dinky one.



Lincoln International had a very big diecast. Has anyone seen one? Made in Hong Kong (picture by courtesy Model Collector and Nigel Robertshaw). The small companion is the Matchbox Toys



THAT'S NEWS? - THAT'S NEWS!

Trax Models by Top Gear Australia has been taking a slightly different direction of late with the production of resin models of something other than exclusively Australian cars. Mainly to 1:43 cars, subjects include:

Austin A40 Tourer (convertible).*

Ford Anglia Tourer *

Vauxhall E Series Vagabond. *

Other new issues include
1960 Chrysler Royal AP3 V8 *
1950 Ford Custom *
1959 Ford Fairlane 500 *
Mini Moke

HJ Holden Tow Wagon
FC Holden Station Wagon

♣ *Models in resin—some sold out already due to limited runs.*

Illustrations courtesy Top Gear.

Biante Australia 1:18



Holden VL Commodore SS Grp A



Holden VF plain white

Oxford Diecast England (various scales):

1:18 Messerschmitt KR200 bubble car
1:43 Jaguar XKE Coupe
1:43 Tickford Healey
1:43 Austin Healey 100
1:76 Range Rover Evoque
1:76 Ford Transit ambulance



1:76 Austin 1300 Mk.2
1:76 Volvo FH4
1:76 Bedford QLD
1:72 De Havilland Hornet
1:148 Foden FG tipper
1:148 Foden sided flat deck

All are 8-wheelers. The tipper has a suitably shortened chassis but the tanker seems to have a oversized tank—the same error that Corgi made.

Matrix 1:43 resin models:

Range Rover Carmichael Commando 6 wheel
Rolls Royce Silver Cloud Harold Arnold Estate car
Armstrong Siddeley 346 Sapphire 4 light saloon

BoS (see page 20) 1:43:

Buick Riviera 88 1988
Cadillac De Ville convertible 1970
Chrysler Atlantic Concept 1995
Citroen CX Nilsson 1985
Ford LTD Victoria 1987
Lancia Kappa Coupe 1997

1:76 Thornycroft Nubian airport fire
1:76 Diamond T tank transporter
1:72 De Havilland Puss Moth
1:148 Foden FG brewery chain truck
1:148 Foden tanker

Dongguan 1:43 (see page 20):

Ford T Speedster 1915

Stanley Steamer 1911

Vitesse (Sun Star) 1:43

Ford Escort RS1800 Safari Rally 1977

Ford Escort RS1800 1976 Rallye du Maroc.

Silas hand-built resin 1:43

Vauxhall Victor FB Saloon
Vauxhall Viva HA SL90

Triumph Herald 1200 Estate

IXO various scales:

Opel Blitz van (Bedford CF)
Bedford TJ65 'Maes Pils'
Spyker C8 Spyder Le Mans 2007
Berliet 11CV Dauphine 1939
Hotchkiss Anjou 1951



Spark 1:43 resin:

Sauber C33 2014 Australian GP
Mercedes W05 2014 Lewis Hamilton.



Wanted news on tractors, trucks and construction equipment.

ATLAS EDITION ENGLISH DINKY TOYS

It was back in 2008 that Atlas Editions France first sampled the market for reproduction Dinky Toys – well the French Range mainly. Since then there have been nearly 100 separate issues made by Norev under licence from Mattel. This year Atlas Editions England started issuing English Dinky Toys by the same subscription method. This is frustrating as it is supposed to be one order per address which had to be in the UK. This does not seem to have stopped sellers having 10 available of each issue – at a high premium. Also they are appearing from other countries including New Zealand.

That aside, what has been available or promised? A list published goes thus:

23C?	Mercedes-Benz racer	?	France
23D	Auto Union racer	?	France
24H	Mercedes-Benz 190SL Coupe	?	France
24V	Buick Roadmaster	?	France
39A	Packard 8 Sedan	green	France
140A	Austin A90 Atlantic	red	
109?	Austin Healey 100 competition?	? colour	France
111	Triumph TR2 Competition RN29	pink	France
157	Jaguar XK120 Coupe	?	
159	Morris Oxford	pink/cream	
162	Ford Zephyr Six Mk.1	blue/blue	
177	Opel Kapitän	yellow	France
184	Volvo 122S	?	
191	Dodge Royal	?	France
260	Morris J van 'Royal Mail'	red/black	
262/1	Volkswagen Beetle 'PTT'	yellow/black	France
539	Citroen ID19 Break	?	France?
555	Ford Thunderbird Convertible	blue	France

The items in **bold** have already been issued. 'France' at the end refers to items that have already been issued in France. The future models have not been confirmed, but it is disappointing that so many castings have already been available in France. English castings in the French range not yet issued in the UK include 182 Porsche 356A, Aston Martin DB3S and 39F Studebaker Commander. (24O). Also those that were adopted into the British range such as 527 Alfa Romeo Super Sprint (185) and 530 Volkswagen Karmann Ghia Coupe (187). The petrol bowser was fobbed off as being English but it is the French one 49D. with different style pumps.

Some photos of comparisons old versus new are found on page 16. The old version is on the left in each case.



As may be seen, most are pretty good copies of the original. Paintwork is understandably different. Casting are much crisper and cleaner especially with the Morris Mini Traveller that does not have the rough die join over the front wheel arch like the original. The Traveller, however is the one most unlike the original as it has narrower window openings (thus heavier pillars) - a squarer front shape and windscreen rake is wrong. The Austin Atlantic has a thinner windscreen which is OK as it is unlikely to get a bashing about!

It is going to be interesting if Atlas decide to do the other version of the Morris J van as it is in the dreaded tobacco advertising livery. At least John Henderson will be able to get a Dinky Toy Ford Zephyr at a reasonable price (see MA #250).

Ron

ERIC'S TOY QUESTIONS

I hope someone out there can help identify a toy truck I viewed in 2000 but was unable to identify it for the owner who came to our Model Expo 2000.

It is of all-steel construction with the words 'International Speed Truck' printed on each side below the door opening

1. Model has an open cab with steering
2. Metal solid wheels with grey metal tyres
3. Removable stakes of the side and back of deck.
4. Black body and deck.

5. Size: 24¼" long, 7½" wide and 7⅜" high.

There is no brand name of the toy but I wonder if it could be a 'Kingsbury' like the toy on the poster I enclose?

Unfortunately, the copy of the poster Eric sent will not reproduce. I checked with Uncle Google and I don't think it is a Kingsbury toy – their tyres are much larger balloon style, whereas Eric's photo they look very small in cross section. Old Buddy L toys look a little like this one in the photo but they are much bigger.




The second model I photographed at a ploughing championship in Palmerston in April 2001. The stall-holder had about five different model for sale, but this was the one that caught my eye.

I do not recall how much he was asking for them, but it must have been plenty because I did not buy any of them even though they did look good in particular the traction engine in the photograph. What was surprising was that the models were made fully in tinplate.

The trailers with this model looked a bit cheap but the traction engine was superbly detailed including the dog!

All the models on sale were each mounted on a wooden base with gold plates fitted. I have never seen them at any other venue since.

Eric Brockie



MICRO MODEL PROMOTIONALS PART 7

Some Members may be pleased to read that these are the last three official promotional Micro Models made by the Meates Family in Christchurch.

MP703 Holden FJ Sedan 'Forestville Toy Fair, August 1997'.

This is another toy fair/swapmeet commemorative model commissioned by the Sydney Model Auto Club to be sold at their August 1997 event.

The Holden model is painted a pleasant pale green with dark green signage. "FORESTVILLE TOY FAIR AUG '97" is tampoed across the doors with a silhouette of two trees to the left of the wording. The boot has the wording 'HOSTED BY SYDNEY MODEL AUTO CLUB'. The door handles, grille, bumpers, taillight 'wings' are picked out in silver as is the boot emblem. The three taillights are picked out in red as is the Holden badge above the grille. The grille has a black background.



The Limited Edition numbers **XMxxx**.

MP801 Holden FC Station Wagon 'Adelaide Mega Toy Swapmeet (1998)'

This is another of Andreas Flenche's commissioned models. Painted off white/light cream. The tamp printed signs in red across the doors is "ANDREA FLENCHÉ'S 5th MEGA TOY SWAPMEET 5-7 JUNE ADELAIDE AUSTRALIA's MECA (sic) OF OLD TOYS AND MODELS". Apart from the misspelled 'Meca' the signage looks a bit rough. In addition, the organiser has hand-written "Stall Holder Model #078". I am not sure whether they were on sale to the public, although like all the promotionals, they were available through Micro Models Limited.



Limited Edition numbers were **XJxx**

Which in this case XJ78 (with provision for only two digits which may indicate they were not sold generally.

MP802 Holden FJ Panel Van 'Briggs and Stratton'

As indicated, this is probably the final promotional on release. The reason I am not sure is that my contact at Micro Models Limited had moved on to another job.

This is the Holden FJ casting which was getting quite scarce at the time as the tooling was damaged in the fire at Wanganui. This is why the last Coca Cola FJ van used the tooling on the Western Australian Micromodels.



The model is painted cream with black and red tampo printing. The van panel has 'GENUINE (Briggs and Stratton logo) PARTS' and the front door carries the logo again in larger form.

Limited Edition numbers XOxxx.

To finish with are some photos of the unissued and unfinished rugby models. See MA 251.



And a 'Code 3' model: There seems to be quite a few such items on the market from New Zealand and Australia.



Ron

SNIPPETS

Observations of 15 years of eBay watching:

- ◆ Have you noticed the higher the post and packing prices are, the slower the delivery?
- ◆ Some countries are much dearer than others for postage. 'Winner' at present is Canada with up to \$NZ80 for a 1:43 sized car model.
- ◆ Some starting prices and Buy It Now are ridiculously high. To quote dad from 'The Castle' "Tell him he's dreaming".
- ◆ Some sellers have a strange idea of condition. This French Dinky was described as 'good condition'. Missing wheel, now glazing, broken B pillar, virtually no paint and so on.



Despite the difficult market, there are a number of new makes appearing. Most seem to be resin cast. Brand names include: **Matrix, BoS (Best of Show) Jolly Model GT Spirit Paragon True Scale Dongguan Rastar WhiteBox Model Car World.** Most of these can be found at www.ModelCarWorld.com

Plenty of exotic subjects too, such as: Fisker Karma, Gutbrod Superior Coupe, Isdera 112i, Lotec Kappa coupe, Brasier racer, Hinstin 1920, Stanley Steamer 1911, AWS Shopper.

Print you own model car? 3D printers are now easily available albeit expensive. They have already been used to print such things as model railway items and model buildings etc. Of course model cars have been made. What would you 'print'?

Wanted wanted Wanted wanted Wanted wanted

**Kitset News,
Diecast News.
Any Hobby News whatsoever!**